
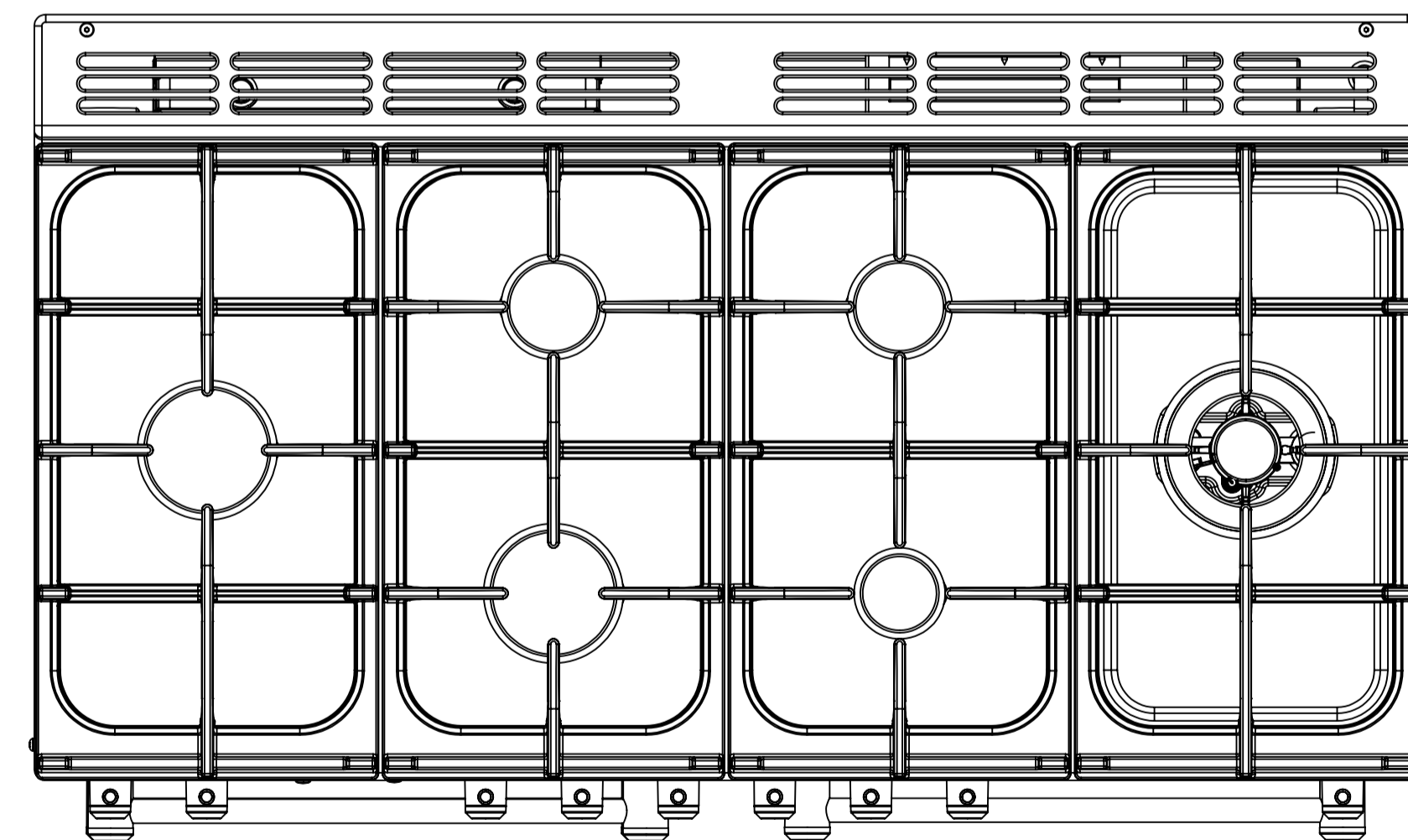
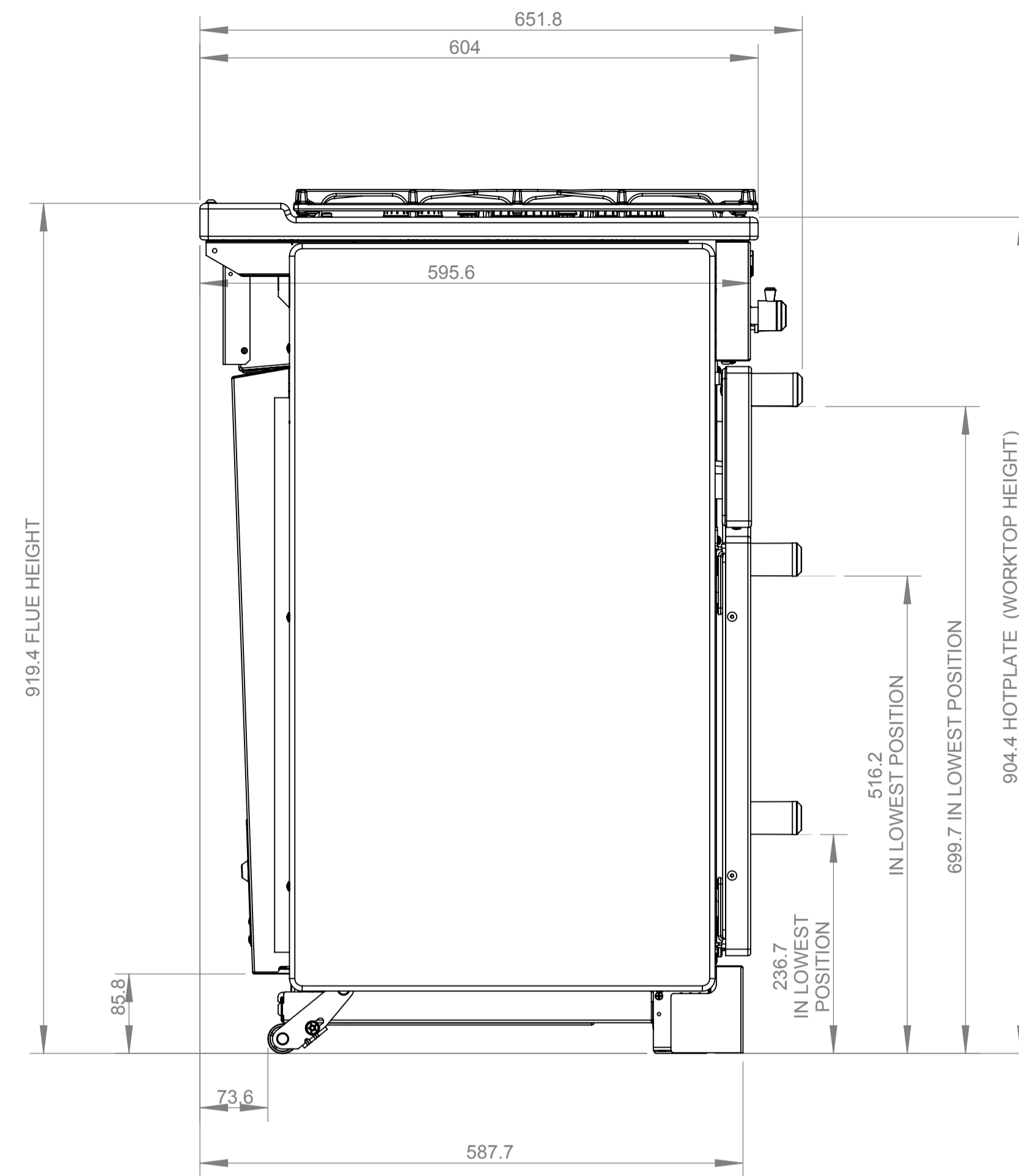
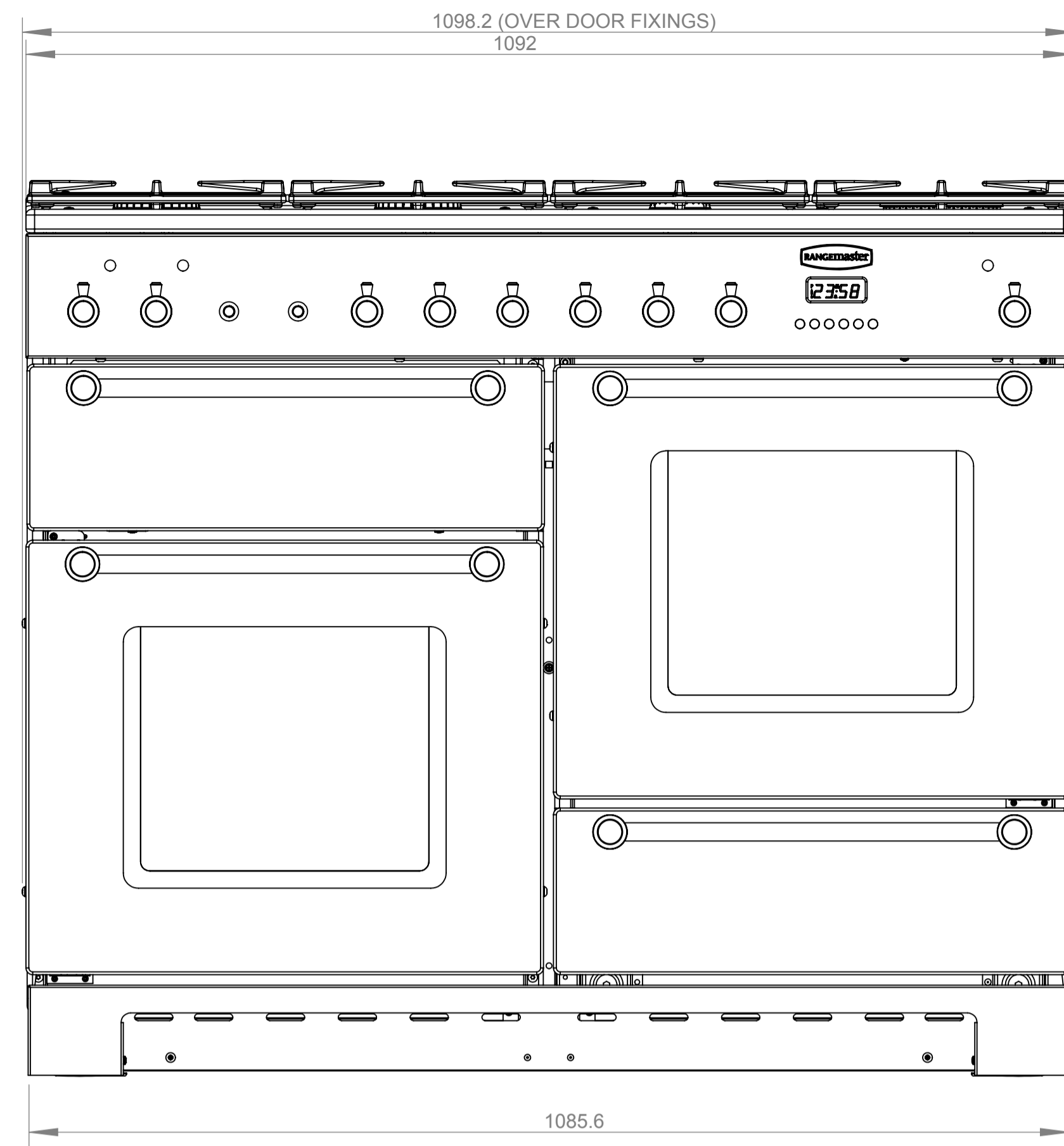


6	
ISSUE No & DATE	DETAILS OF CHANGE, MODIFICATION RECORD NUMBER, ECR NUMBER.
A 01.03.17	DDO REFERENCE ONLY NOT RELEASED TO PRODUCTION



NOTES:

1. ALL DIMENSIONS ARE NOMINAL & ROUNDED TO THE NEAREST WHOLE NUMBER, UNLESS SHOWN OTHERWISE.
2. ALL HEIGHT DIMENSIONS ARE BASED ON THE COOKER BEING SET AT ITS LOWEST LEVEL (IE. *904 DIMENSION), THEY WILL CHANGE ACCORDINGLY WITH THE AMOUNT OF HEIGHT ADJUSTMENT.
3. FOR DOCUMENTATION PURPOSES THE COOKER IS HEIGHT ADJUSTABLE FROM 905 TO 930
4. THIS DRAWING IS FOR REFERENCE PURPOSES ONLY. A 'PDF' COPY OF THIS DRAWING FORMS PART OF THE 'APPLIANCE PRODUCT SPECIFICATION' HELD ON THE 'COMMON' DRIVE. CHANGES TO THIS DRAWING REQUIRE THE 'PDF' FILE TO BE UPDATED.

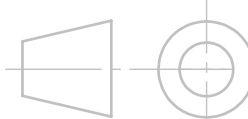
AGA Rangemaster

Clarence Street, Royal Leamington Spa
Warwickshire CV31 2AD, United Kingdom
Telephone: 44 (0)1926 457400
Direct Fax: 44 (0)1926 457611
Web: www.agarangemaster.co.uk

**DO NOT SCALE OR GUESS. IF IN DOUBT, ASK.
ALL MATERIALS MUST COMPLY WITH RoHS & REACH**

ALL MACHINING TO BE FREE FROM BURRS.
TOLERANCES UNLESS OTHERWISE STATED:-
ANGULAR ±30° WHOLE NUMBERS ±0.5
LINEAR DIMENSIONS ONE DECIMAL PLACE ±0.15
CIRCULAR HOLES ±0.15
CNC BEND RADII 1.25 -0
CNC BEND ANGLES ±2°

PROJECTION



A1 DRAWING BORDER CREATED
01/08/2012 BY DJB

ALL DIMENSIONS
IN MILLIMETRES

MATERIAL AND FINISH SPECIFICATION

THIS DRAWING IS THE PROPERTY OF RANGEMASTER AND
REPRODUCTION IN WHOLE OR PART MAY NOT BE MADE WITHOUT
THEIR WRITTEN CONSENT.

DRAWN	DJB	PROJECT	ASSEMBLY
SCALE	NTS	7628	

TITLE
KITCHENER 110 DF - NEW

PART NUMBER
A007628