
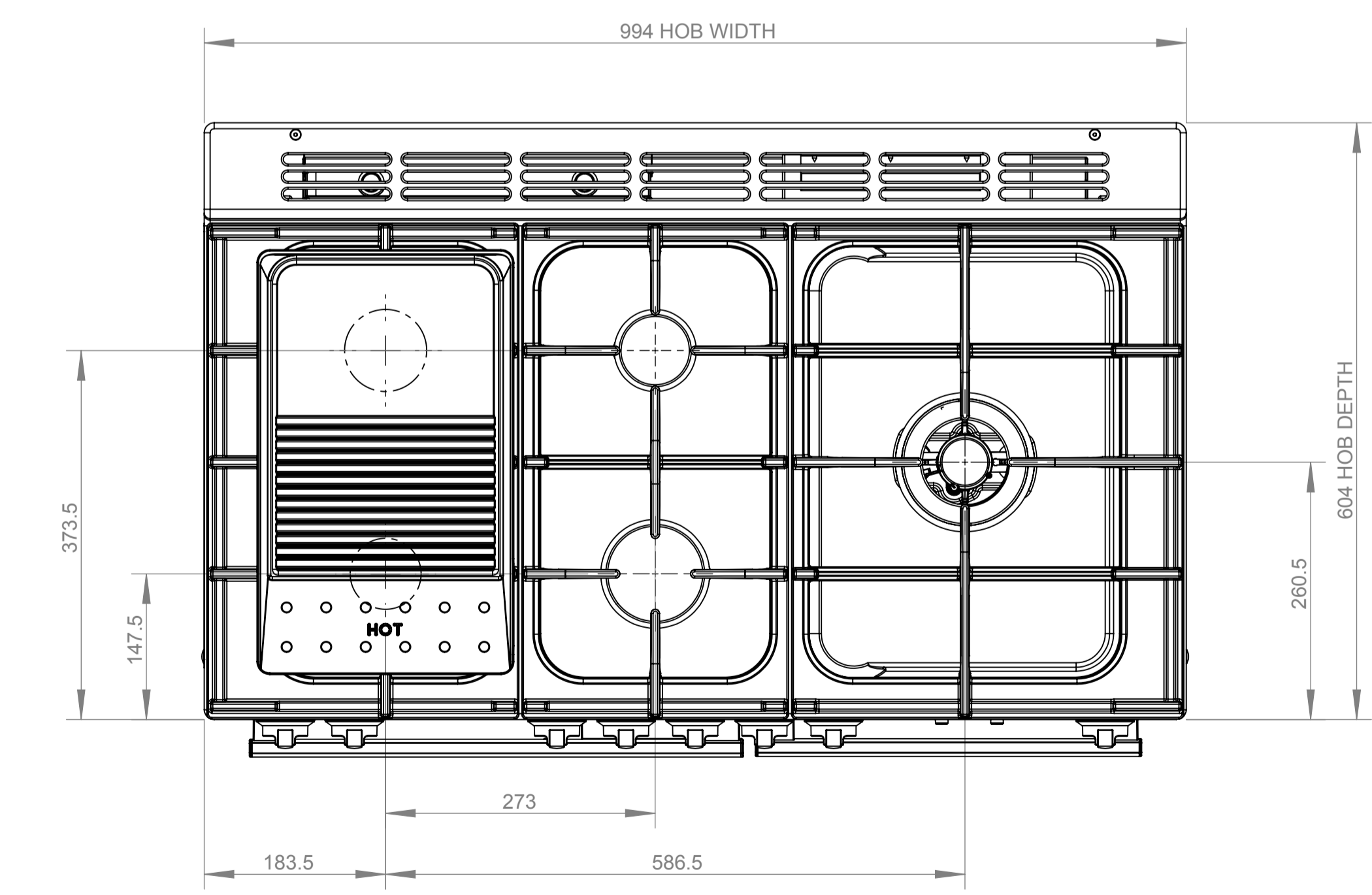
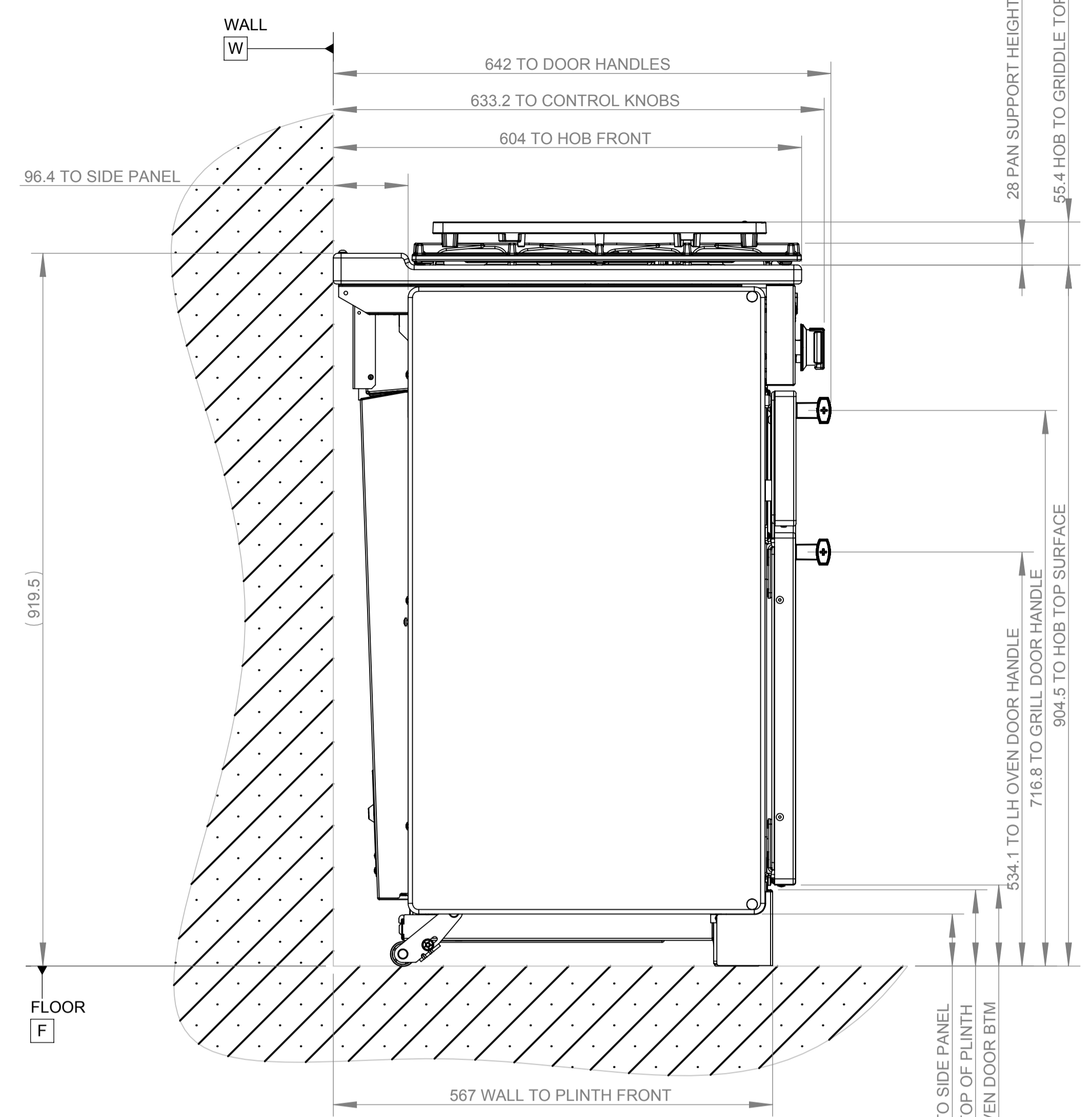
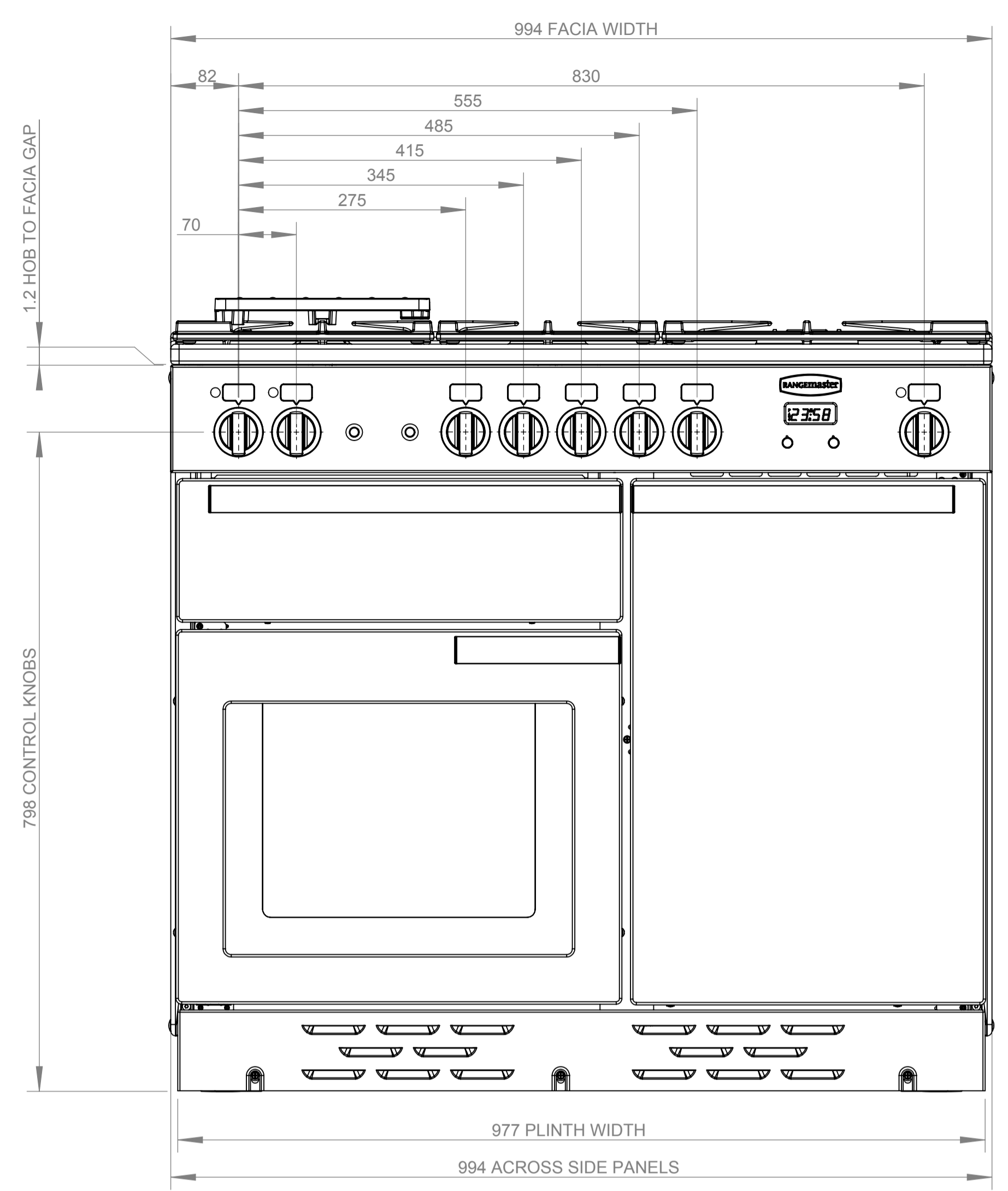


ISSUE No & DATE	DETAILS OF CHANGE, MODIFICATION RECORD NUMBER, ECR NUMBER.
10 06.03.17	FOR REFERENCE ONLY - FOR PRODUCT ISSUE 10. MXXXXX AWC



Single Level Listing

Assembly : A009259	PROF+ 100 DF FSD STAINLESS/CHR	S.M. No. :
Issue : 10		Date : 06/03/2017

Ref Number	Part number	Revision	Description	Quantity	Remarks
001	A066244	01	CORE ASSY PROF+ 100 DF	1	-
002	Q009259	02	DATA LABEL	1	-
003	ID09259	02	IDENT LABEL	2	-
004	A051731	02	HOTPLATE ASSY 100 DF & NG	1	-
006	A057022	02	BURNERS & PAN SUPPORTS 100	1	-
007	A066261	01	FACIA ASSEMBLY PROF+ 100DF SS/CHR	1	2 BUTTON TIMER
008	A065084	01	DOOR SET - PROF+ 100/STST	1	DOORS ONLY NO SIDES
009	A050514	05	OVEN/GRILL FURNITURE 100	1	-
010	A050224	05	SHRINK WRAP PACK PROF+ 100	1	-
011	A034464	03	INSTRUCT PK CDL KITC. PROF+ 100 DF GB	1	-
012	A066275	01	STYLING KIT PROF+ 100	1	INC 2 TIMER BUTTONS
013	A034839	01	90 MF DF LABEL KIT	1	-
014	A065804	01	SIDE SET 100 BLK	1	NO INSULATION
015	AE66340	01	OPTIONAL EXTRAS - WOK/S.EXT	1	-

**NOTES:**

- ALL DIMENSIONS ARE NOMINAL & ROUNDED TO THE NEAREST WHOLE NUMBER, UNLESS SHOWN OTHERWISE.
- ALL HEIGHT DIMENSIONS ARE BASED ON THE COOKER BEING SET AT ITS LOWEST LEVEL (IE. \*902 DIMENSION), THEY WILL CHANGE ACCORDINGLY WITH THE AMOUNT OF HEIGHT ADJUSTMENT.
- FOR DOCUMENTATION PURPOSES THE COOKER IS HEIGHT ADJUSTABLE AS DETAILED IN OBP.
- THIS DRAWING IS FOR REFERENCE PURPOSES ONLY. A 'PDF' COPY OF THIS DRAWING FORMS PART OF THE 'APPLIANCE PRODUCT SPECIFICATION' HELD ON THE 'COMMON' DRIVE. CHANGES TO THIS DRAWING REQUIRE THE 'PDF' FILE TO BE UPDATED.

THIS DRAWING IS THE PROPERTY OF RANGEMASTER AND REPRODUCTION IN WHOLE OR PART MAY NOT BE MADE WITHOUT THEIR WRITTEN CONSENT.			
DRAWN	AWC	PROJECT	ASSEMBLY
SCALE	1:10	9259 BU	
<b>TITLE</b>			
PRO+ 100 DF SS/CHR 9259			
<b>PART NUMBER</b>			
a009259		SHEET 1 OF 1	

**AGA Rangemaster**

Clarence Street, Royal Leamington Spa  
Warwickshire CV31 2AD, United Kingdom  
Telephone: 44 (0)1926 457400  
Direct Fax: 44 (0)1926 457611  
Web: www.agarangemaster.co.uk

**DO NOT SCALE OR GUESS. IF IN DOUBT, ASK. ALL MATERIALS MUST COMPLY WITH RoHS & REACH.**

ALL MACHINING TO BE FREE FROM BURRS.  
TOLERANCES UNLESS OTHERWISE STATED:-  
ANGULAR ±30°      WHOLE NUMBERS ±0.5  
LINEAR DIMENSIONS      ONE DECIMAL PLACE ±0.15  
CIRCULAR HOLES ±0.15

CNC BEND RADI  $1.25 \pm 0$       ALL DIMENSIONS IN MILLIMETRES  
CNC BEND ANGLES ±2°

PROJECTION

A1 DRAWING BORDER CREATED 01/08/2012 BY D.J.B

MATERIAL AND FINISH SPECIFICATION

MATERIAL: SEE BOMS

FINISH: SEE BOMS