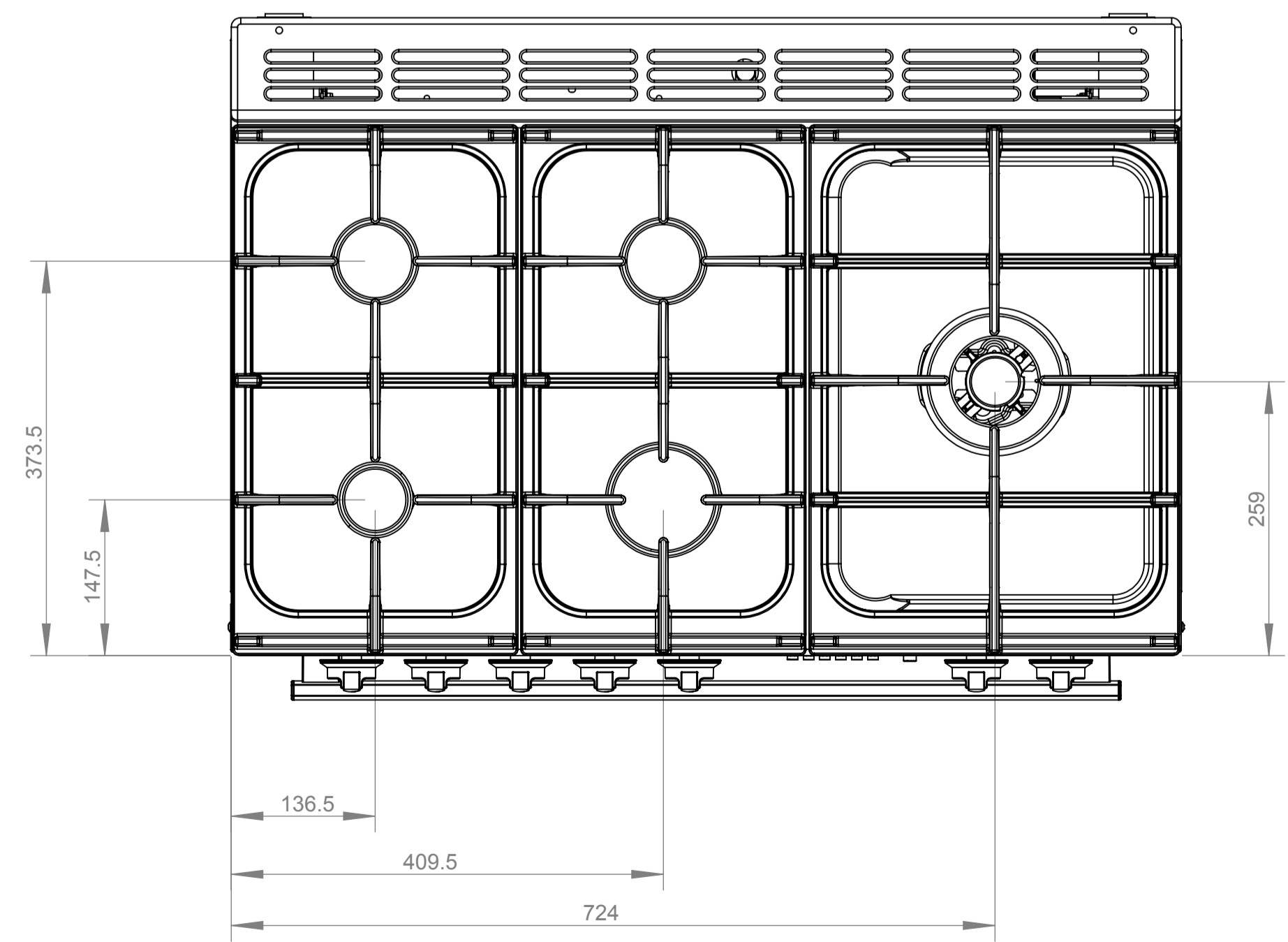
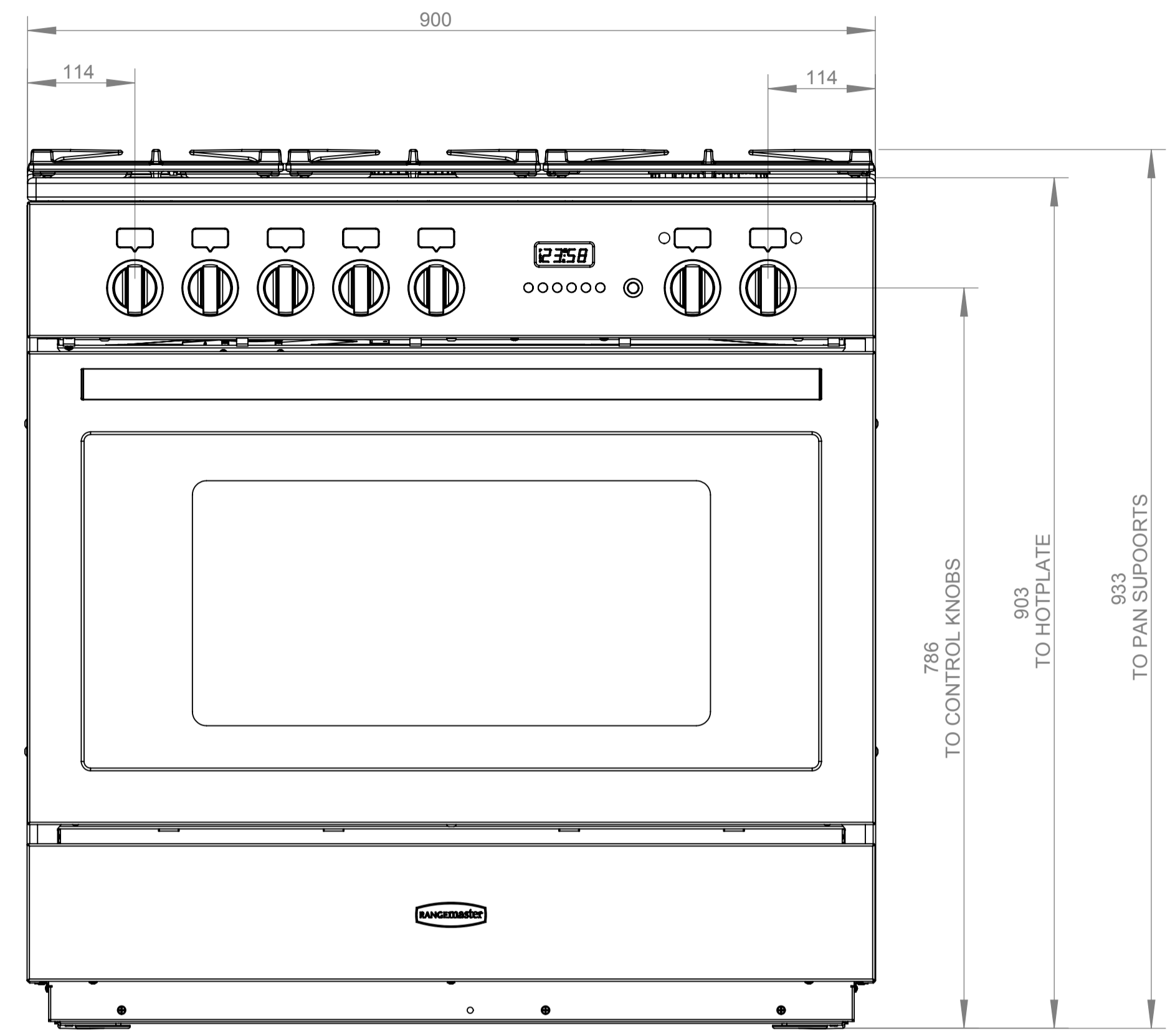
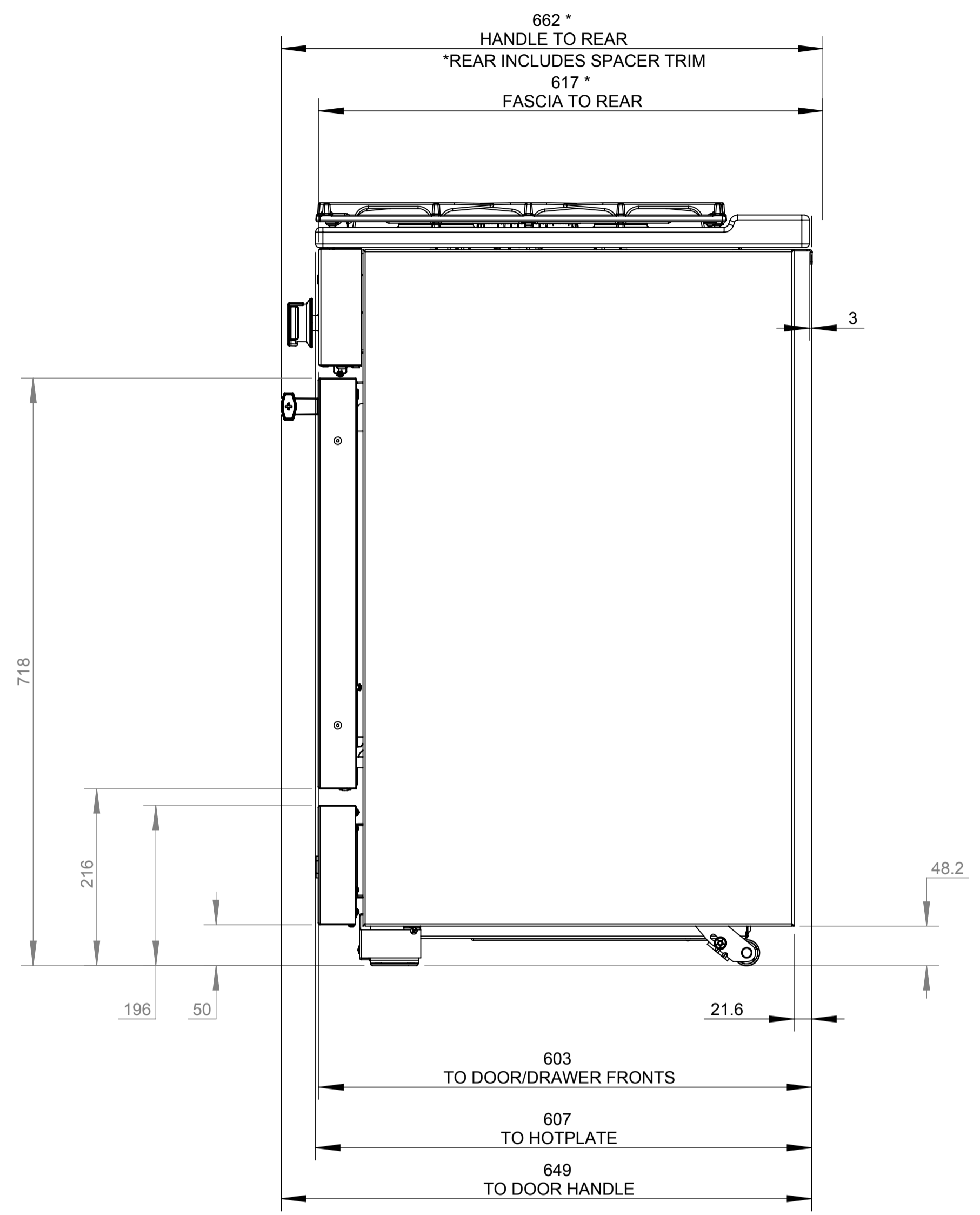


6	
ISSUE No & DATE	DETAILS OF CHANGE, MODIFICATION RECORD NUMBER, ECR NUMBER.



NOTES

ALL DIMENSIONS ARE NOMINAL AND ROUNDED TO NEAREST WHOLE NUMBER

ALL HEIGHT DIMENSIONS ARE WITH ADJUSTMENT SET TO LOWEST LEVEL

PRODUCT HEIGHT CAN BE ADJUSTED BY UPTO 25mm

FOR DOCUMENTATION PURPOSES THE COOKER HEIGHT IS ADJUSTABLE FROM 905 - 930mm

THIS DRAWING IS FOR REFERENCE ONLY - A PDF COPY IS HELD IN THE APPLIANCE SPECIFICATION AREA & ANY CHANGE TO THIS DRAWING WILL REQUIRE THE PDF TO BE UPDATED ALSO.

AGA Rangemaster
 Clarence Street, Royal Leamington Spa
 Warwickshire CV31 2AD, United Kingdom
 Telephone: 44 (0)1926 457400
 Direct Fax: 44 (0)1926 457611
 Web: www.agarangemaster.co.uk

DO NOT SCALE OR GUESS. IF IN DOUBT, ASK. ALL MATERIALS MUST COMPLY WITH RoHS & REACH

ALL MACHINING TO BE FREE FROM BURRS. TOLERANCES UNLESS OTHERWISE STATED:-
 ANGULAR ±30° WHOLE NUMBERS ±0.5
 LINEAR DIMENSIONS ONE DECIMAL PLACE ±0.15
 CIRCULAR HOLES ±0.15
 CNC BEND RADI 1.25 -0 +1
 CNC BEND ANGLES ±2°

PROJECTION

ALL DIMENSIONS IN MILLIMETRES

A1 DRAWING BORDER CREATED 01/08/2012 BY D.J.B

MATERIAL AND FINISH SPECIFICATION

THIS DRAWING IS THE PROPERTY OF RANGEMASTER AND REPRODUCTION IN WHOLE OR PART MAY NOT BE MADE WITHOUT THEIR WRITTEN CONSENT.			
DRAWN	CA	PROJECT	ASSEMBLY
SCALE			
TITLE		PROFESSIONAL+ FXP OVERALL DIMENSIONS	
PART NUMBER		A009272	