
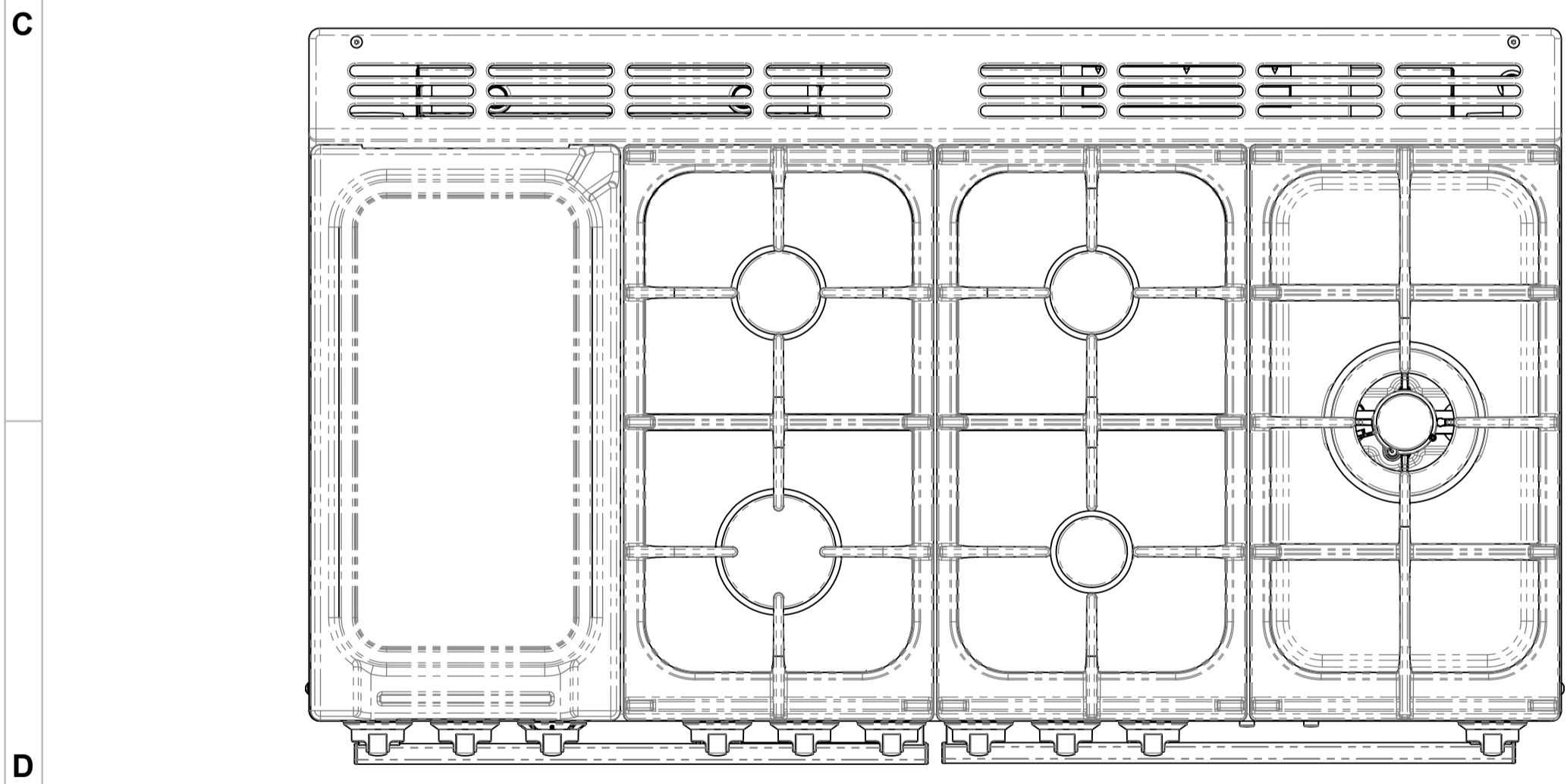
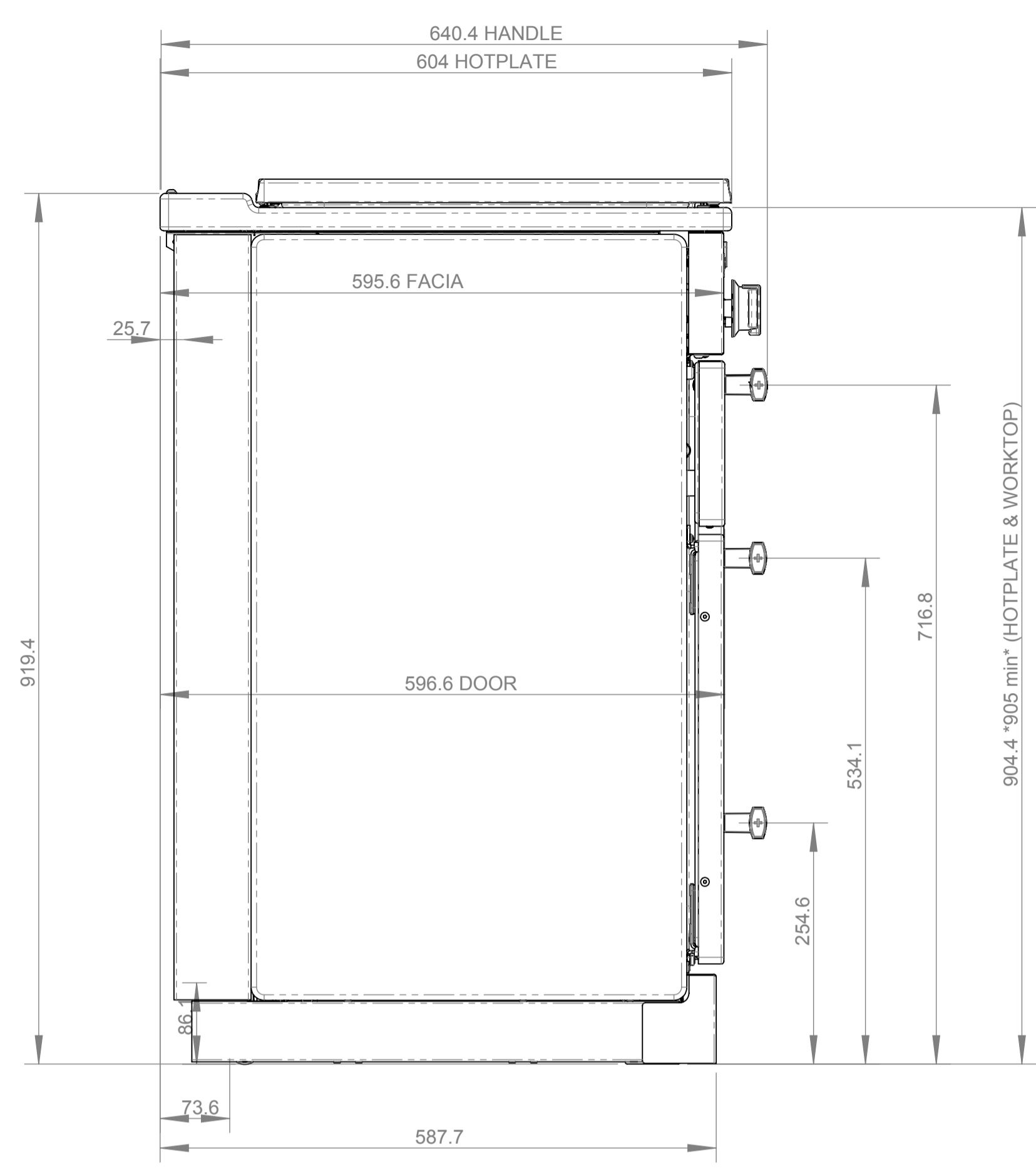
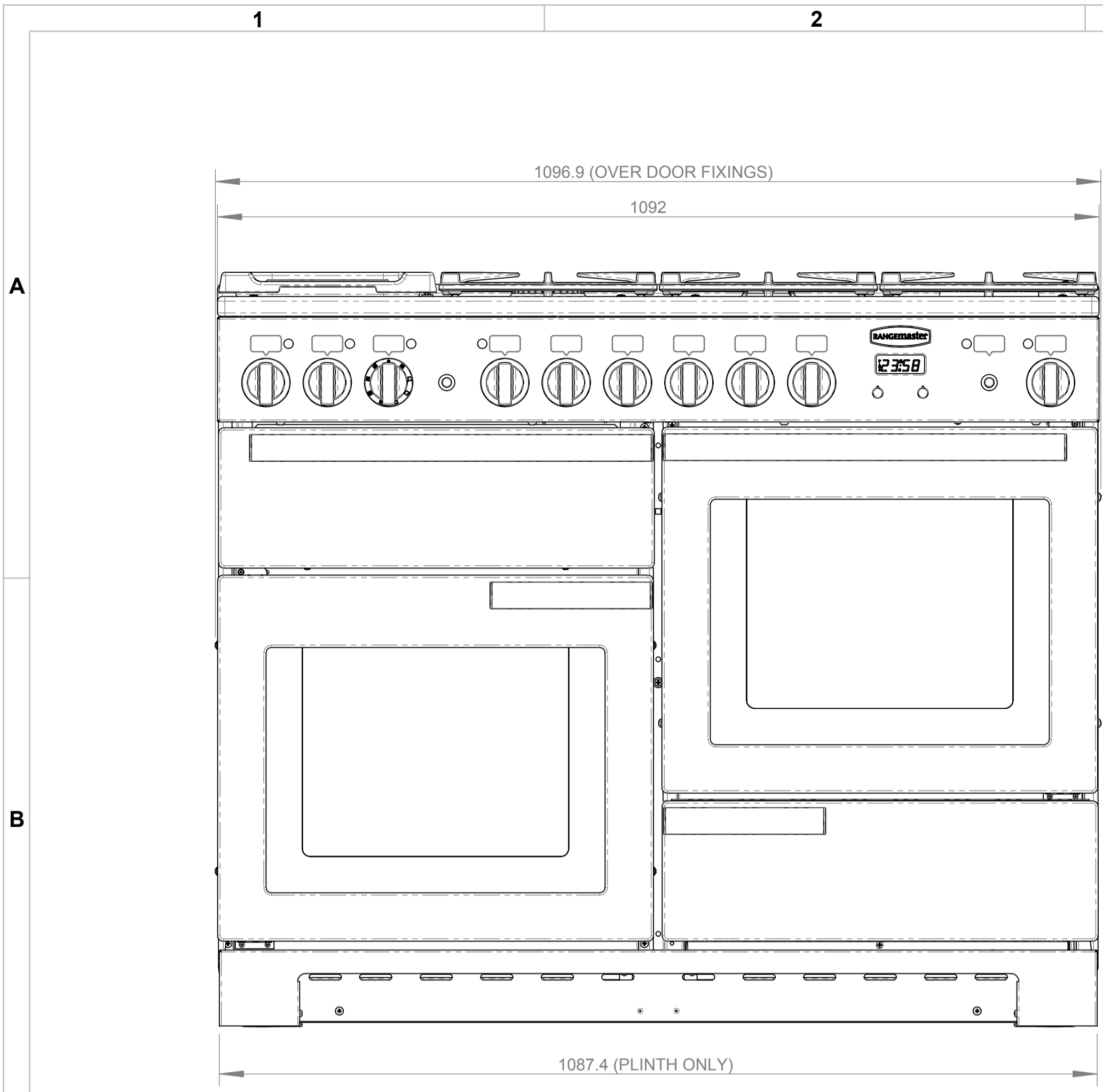


6	
ISSUE No & DATE	DETAILS OF CHANGE, MODIFICATION RECORD NUMBER, ECR NUMBER.
A 01.08.16	DDO REFERENCE ONLY NOT RELEASED TO PRODUCTION



- NOTES:**
1. ALL DIMENSIONS ARE NOMINAL
  2. ALL HEIGHT DIMENSIONS ARE BASED ON THE COOKER BEING SET AT ITS LOWEST LEVEL (IE. \*904 DIMENSION), THEY WILL CHANGE ACCORDINGLY WITH THE AMOUNT OF HEIGHT ADJUSTMENT.
  3. FOR DOCUMENTATION PURPOSES THE COOKER IS HEIGHT ADJUSTABLE FROM 905 TO 930
  4. THIS DRAWING IS FOR REFERENCE PURPOSES ONLY. A 'PDF' COPY OF THIS DRAWING FORMS PART OF THE 'APPLIANCE PRODUCT SPECIFICATION' HELD ON THE 'COMMON' DRIVE. CHANGES TO THIS DRAWING REQUIRE THE 'PDF' FILE TO BE UPDATED.

**AGA Rangemaster**  
 Clarence Street, Royal Leamington Spa  
 Warwickshire CV31 2AD, United Kingdom  
 Telephone: 44 (0)1926 457400  
 Direct Fax: 44 (0)1926 457611  
 Web: www.agarangemaster.co.uk

**DO NOT SCALE OR GUESS. IF IN DOUBT, ASK. ALL MATERIALS MUST COMPLY WITH RoHS & REACH**

ALL MACHINING TO BE FREE FROM BURRS.  
 TOLERANCES UNLESS OTHERWISE STATED:-  
 ANGULAR ±30° WHOLE NUMBERS ±0.5  
 LINEAR DIMENSIONS ONE DECIMAL PLACE ±0.15  
 CIRCULAR HOLES ±0.15  
 CNC BEND RADII 1.25 -0  
 CNC BEND ANGLES ±2°

ALL DIMENSIONS IN MILLIMETRES

PROJECTION

A1 DRAWING BORDER CREATED 01/08/2012 BY DJB

MATERIAL AND FINISH SPECIFICATION

THIS DRAWING IS THE PROPERTY OF RANGEMASTER AND REPRODUCTION IN WHOLE OR PART MAY NOT BE MADE WITHOUT THEIR WRITTEN CONSENT.

DRAWN	PROJECT	ASSEMBLY
DJB	9751	

SCALE NTS

**TITLE**  
 PRO DL 110 DF - NEW

**PART NUMBER**  
 A009751