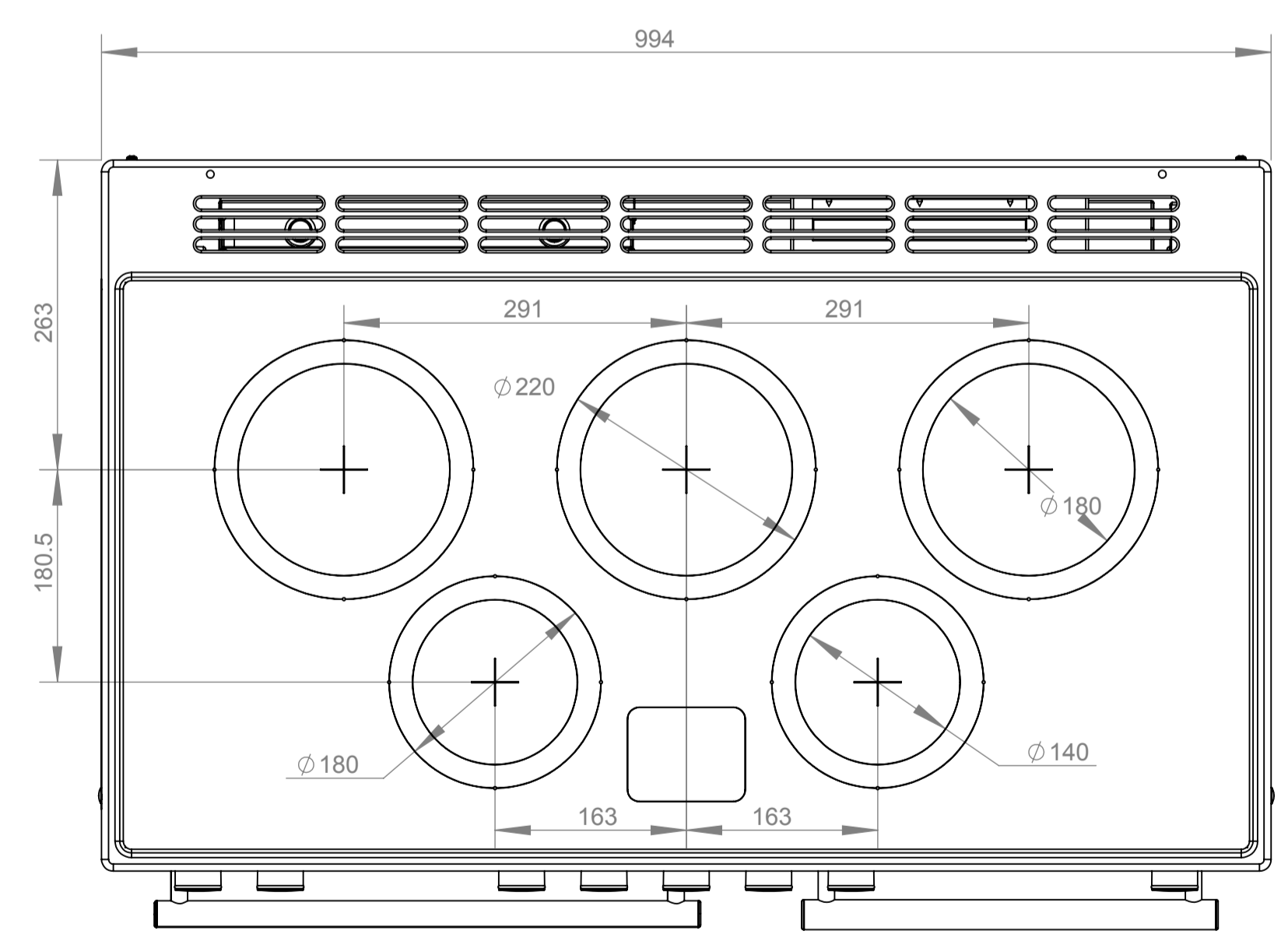
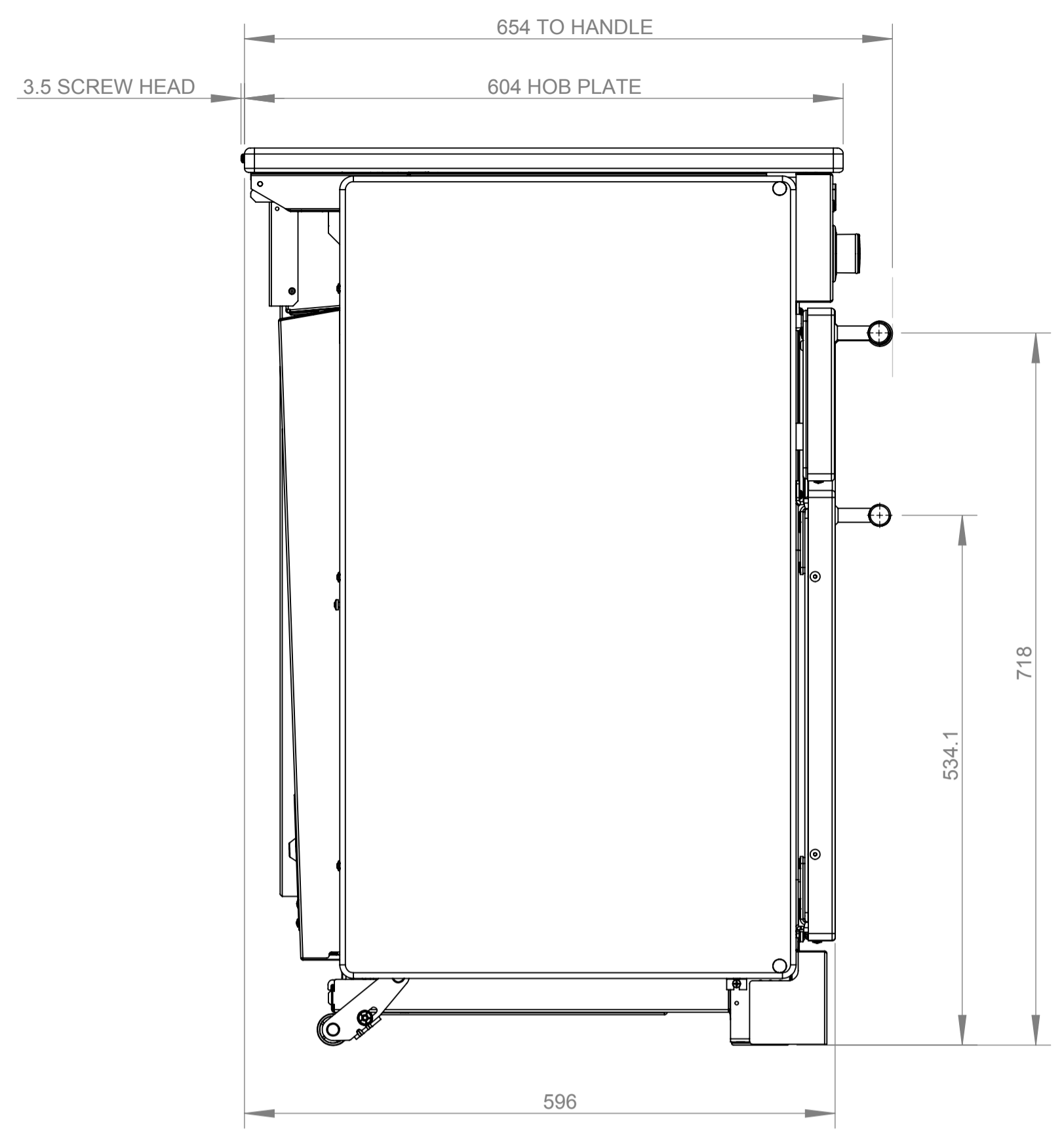
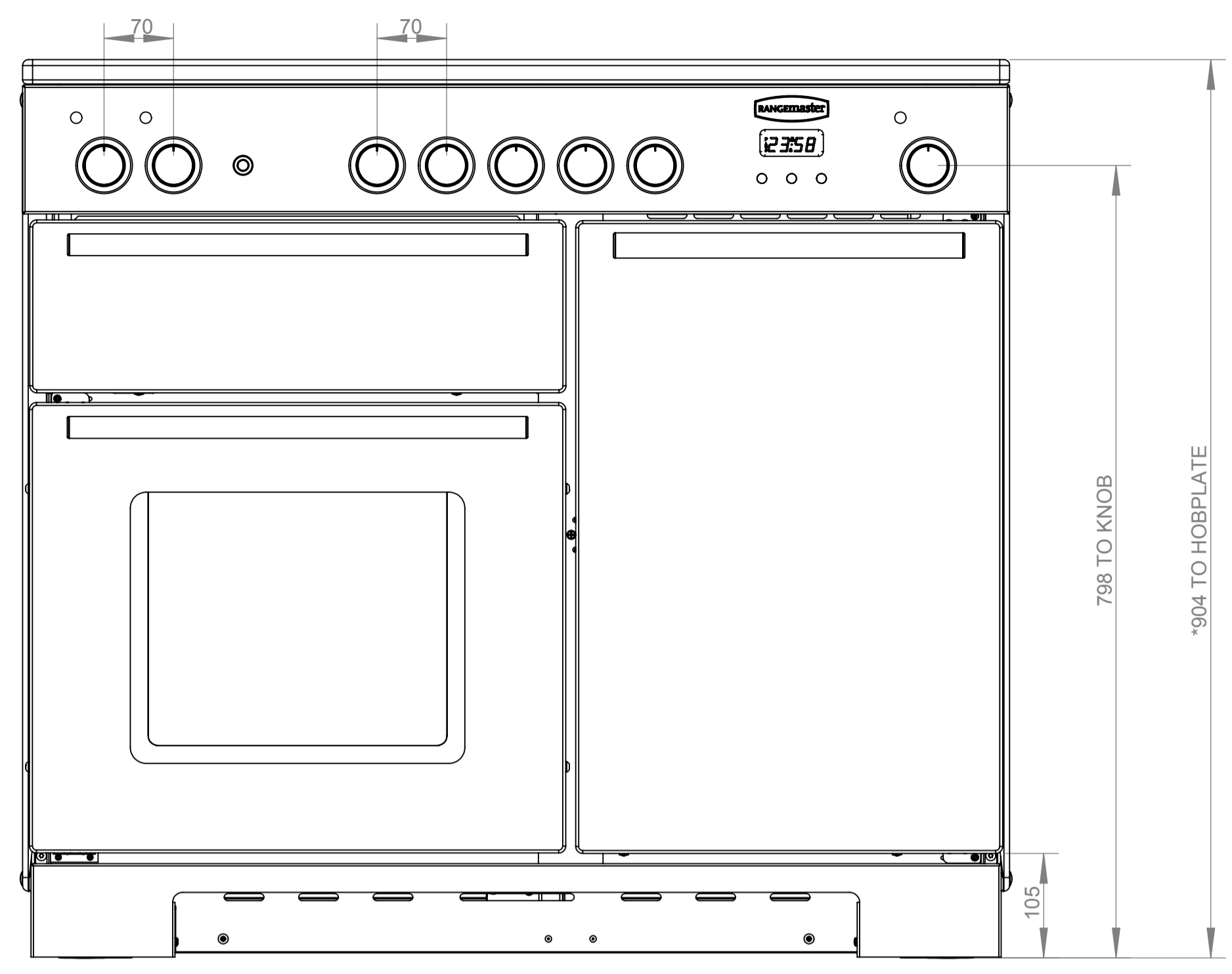


6	
ISSUE No & DATE	DETAILS OF CHANGE, MODIFICATION RECORD NUMBER, ECR NUMBER.
A 27.04.17	NOT TO BE ISSUED FOR REFERENCE ONLY.



- NOTES:
1. ALL DIMENSIONS ARE NOMINAL & ROUNDED TO THE NEAREST WHOLE NUMBER, UNLESS SHOWN OTHERWISE.
  2. ALL HEIGHT DIMENSIONS ARE BASED ON THE COOKER BEING SET AT ITS LOWEST LEVEL (IE. \*904 DIMENSION). THEY WILL CHANGE ACCORDINGLY WITH THE AMOUNT OF HEIGHT ADJUSTMENT
  3. FOR DOCUMENTATION PURPOSES THE COOKER IS HEIGHT ADJUSTABLE FROM 905 TO 930.
  4. THIS DRAWING IS FOR REFERENCE PURPOSES ONLY. A 'PDF' COPY OF THIS DRAWING FORMS PART OF THE 'APPLIANCE PRODUCT SPECIFICATION' HELD ON THE 'COMMON' DRIVE. CHANGES TO THIS DRAWING REQUIRE THE 'PDF' FILE TO BE UPDATED.

**AGA Rangemaster**

Clarence Street, Royal Leamington Spa  
Warwickshire CV31 2AD, United Kingdom  
Telephone: 44 (0)1926 457400  
Direct Fax: 44 (0)1926 457611  
Web: www.agarangemaster.co.uk

**DO NOT SCALE OR GUESS. IF IN DOUBT, ASK. ALL MATERIALS MUST COMPLY WITH RoHS & REACH**

ALL MACHINING TO BE FREE FROM BURRS.  
TOLERANCES UNLESS OTHERWISE STATED:-  
ANGULAR  $\pm 30'$  WHOLE NUMBERS  $\pm 0.5$   
LINEAR DIMENSIONS ONE DECIMAL PLACE  $\pm 0.15$   
CIRCULAR HOLES  $\pm 0.15$   
CNC BEND RADI  $1.25 -0$  ALL DIMENSIONS IN MILLIMETRES  
CNC BEND ANGLES  $\pm 2'$

PROJECTION

A1 DRAWING BORDER CREATED 01/08/2012 BY D.J.B

THIS DRAWING IS THE PROPERTY OF RANGEMASTER AND REPRODUCTION IN WHOLE OR PART MAY NOT BE MADE WITHOUT THEIR WRITTEN CONSENT.		
DRAWN: J.DRAKELEY	PROJECT	ASSEMBLY
SCALE	11643	
<b>TITLE</b>		
INFUSION 100 INDUCTION		
<b>PART NUMBER</b>		
A0011643		

MATERIAL AND FINISH SPECIFICATION

AS DETAILS