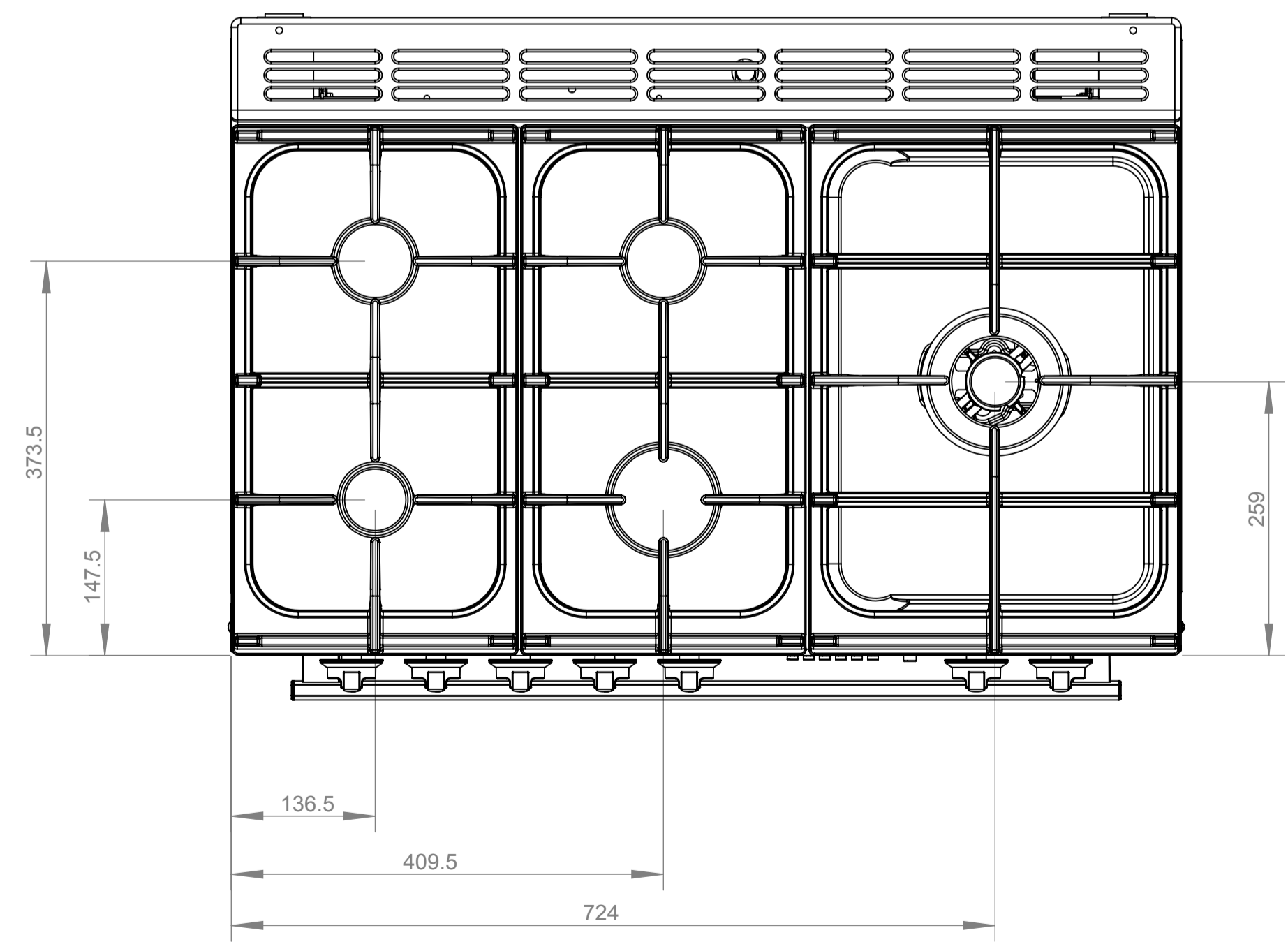
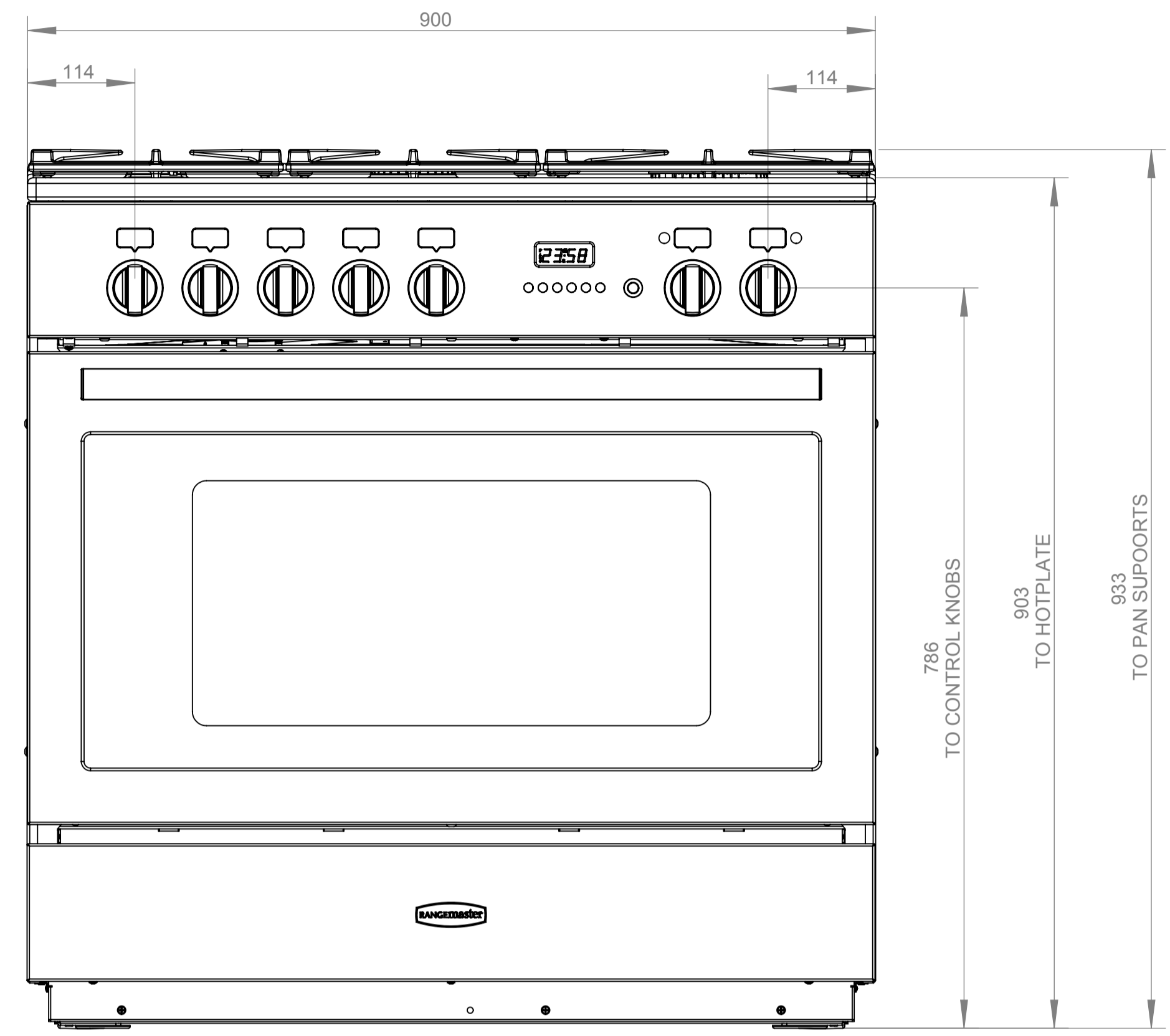
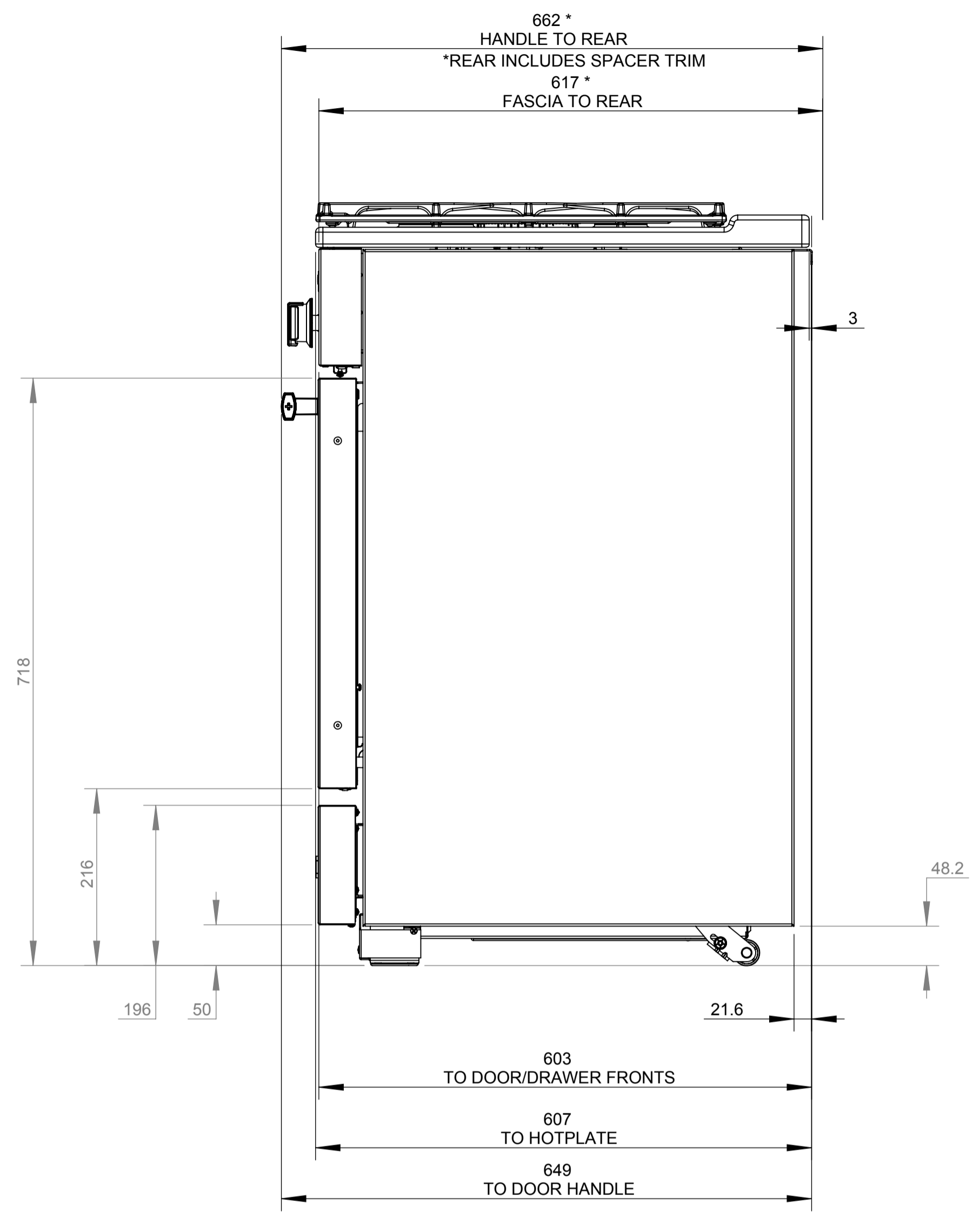


6	
ISSUE No & DATE	DETAILS OF CHANGE, MODIFICATION RECORD NUMBER, ECR NUMBER.



**NOTES**

ALL DIMENSIONS ARE NOMINAL AND ROUNDED TO NEAREST WHOLE NUMBER

ALL HEIGHT DIMENSIONS ARE WITH ADJUSTMENT SET TO LOWEST LEVEL

PRODUCT HEIGHT CAN BE ADJUSTED BY UPTO 25mm

FOR DOCUMENTATION PURPOSES THE COOKER HEIGHT IS ADJUSTABLE FROM 905 - 930mm

THIS DRAWING IS FOR REFERENCE ONLY - A PDF COPY IS HELD IN THE APPLIANCE SPECIFICATION AREA & ANY CHANGE TO THIS DRAWING WILL REQUIRE THE PDF TO BE UPDATED ALSO.

**AGA Rangemaster**  
 Clarence Street, Royal Leamington Spa  
 Warwickshire CV31 2AD, United Kingdom  
 Telephone: 44 (0)1926 457400  
 Direct Fax: 44 (0)1926 457611  
 Web: www.agarangemaster.co.uk

**DO NOT SCALE OR GUESS. IF IN DOUBT, ASK. ALL MATERIALS MUST COMPLY WITH RoHS & REACH**

ALL MACHINING TO BE FREE FROM BURRS.  
 TOLERANCES UNLESS OTHERWISE STATED:-  
 ANGULAR ±30°      WHOLE NUMBERS ±0.5  
 LINEAR DIMENSIONS      ONE DECIMAL PLACE ±0.15  
 CIRCULAR HOLES ±0.15

CNC BEND RADI  $1.25^{-0}$       ALL DIMENSIONS IN MILLIMETRES  
 CNC BEND ANGLES ±2°

PROJECTION

A1 DRAWING BORDER CREATED 01/08/2012 BY D.J.B

MATERIAL AND FINISH SPECIFICATION

THIS DRAWING IS THE PROPERTY OF RANGEMASTER AND REPRODUCTION IN WHOLE OR PART MAY NOT BE MADE WITHOUT THEIR WRITTEN CONSENT.			
DRAWN	CA	PROJECT	ASSEMBLY
SCALE			
<b>TITLE</b>		PROFESSIONAL+ FXP OVERALL DIMENSIONS	
<b>PART NUMBER</b>		A009272	